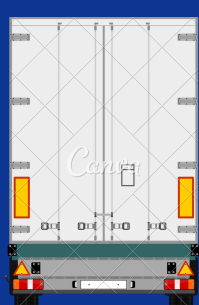




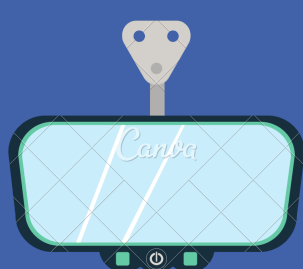
SAFE DRIVING AROUND LIVESTOCK TRAILERS

Smooth transportation allows livestock on board to adjust their position and decreases the risk of trips and falls. See below for ways you can help improve livestock welfare during transport.



AVOID CUTTING OFF

Trailers are very heavy and that means it takes longer for them to stop. When passing, do not cut in front of a trailer without leaving adequate braking distance – and prevent an accidental collision. Trailers have many blind spots, including directly in front of the cab.




SAFE PASSING

It takes more time to pass a long trailer. Remember there are many blind spots. Pass on the left as quickly as is safe and do not return to the lane until the full vehicle is visible in the rearview mirror.



ROOM TO TURN

Large trailers need more space to turn than a regular vehicle. Watch for turning signals and do not pass a truck that is turning on either side.



RIGHT OF WAY

It is not always clear who has the right of way. For the safety of everyone on the road and the animals onboard, it is best to give a livestock trailer of any size the right of way.

